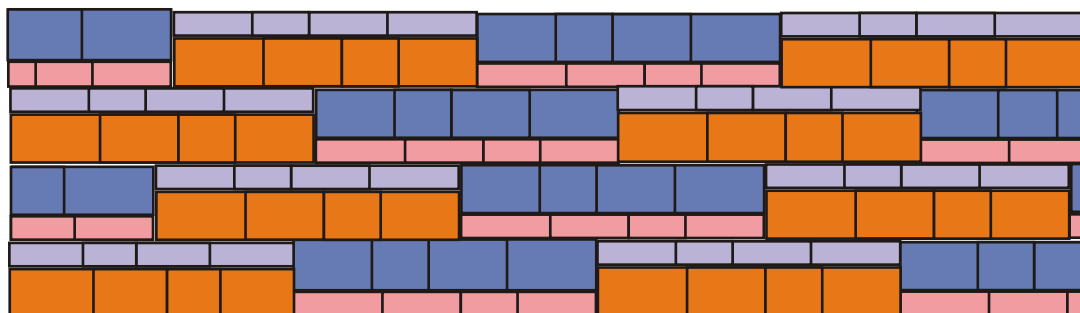
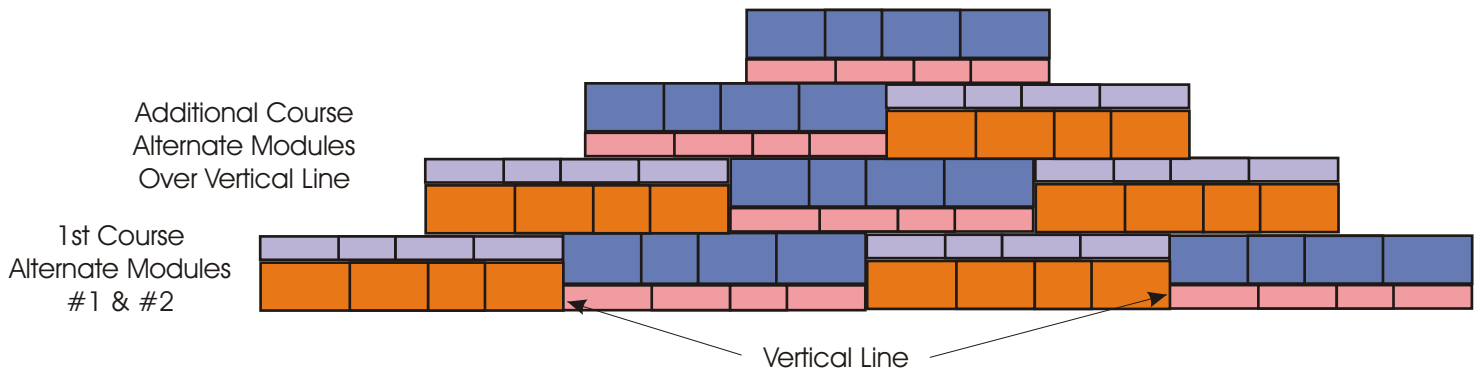
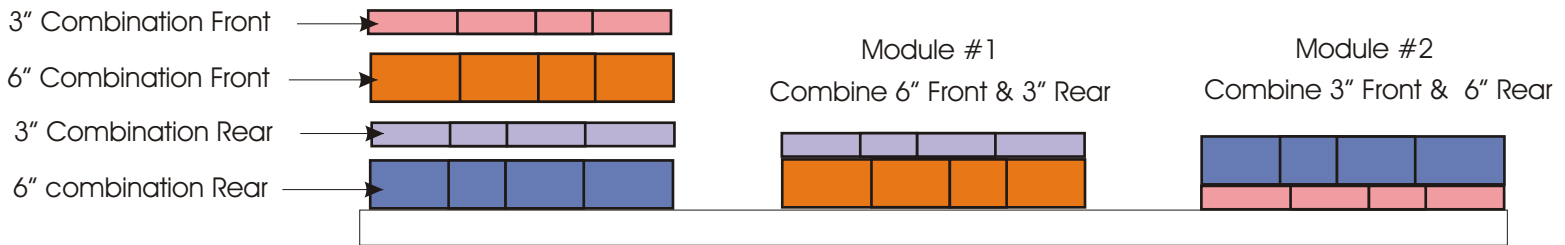

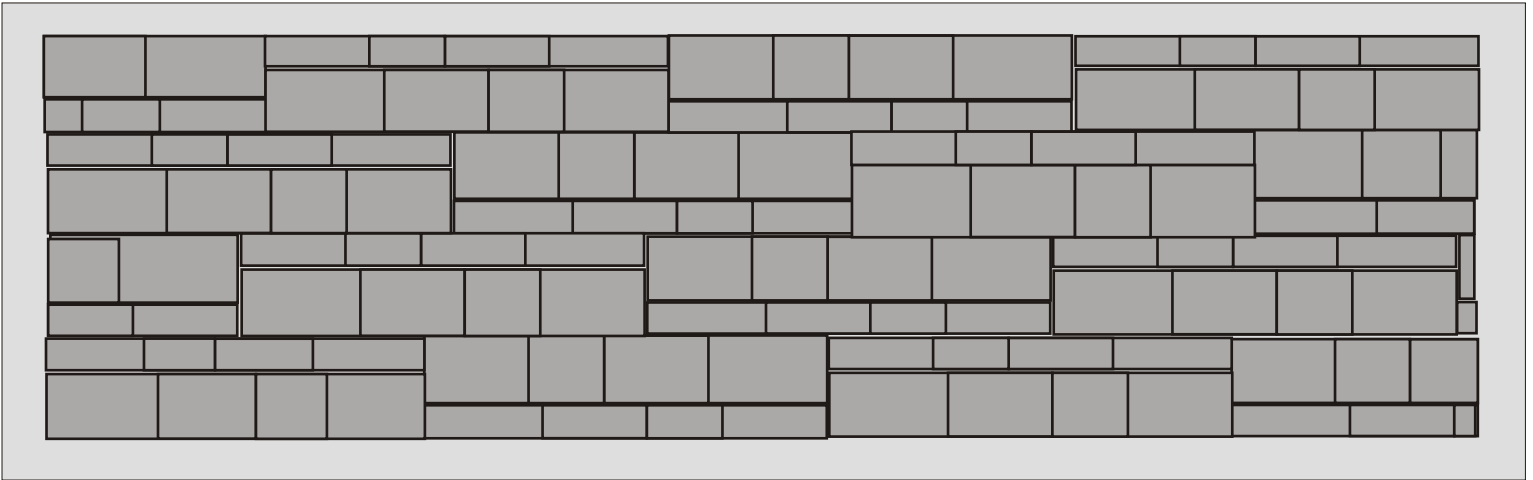


MaytRx Wall 6" & 3" Pattern

Equal numbers of 6" and 3" MaytRx Stones will give a combination of 66% 6" and 33% 3" sq ft in a wall. The combination of 6" and 3" described here is using the 4 basic stones of each size in modules. The Modules will combine the fronts of one size stone with the rear faces of the other size stone. We are starting each module with the A or Y Stone since these have a square edge that will be an easy combination point for the modules. Joining the modules together at the square edge of the A & Y Stones requires that we start our next course so that the vertical line caused by this (A-Y) joint is staggered by the module above it. The combinations and modules are color coded below. Note: The Layout shown is for a double sided wall, if you are making a single sided wall you may save wall units by laying the stone in the open position thereby gaining an extra 6" per module (15%).



66%-33% MaytRx without color coding



The concept of combining 6" and 3" can be expanded beyond the basic principle discussed here and you may develop your own combinations as well as a random style. These are combinations of recently completed projects that used 6" and 3" together.

