

HARBORLINE® BRICK



 **Genest**


Harborline® Brick
50/50 Cumberland
and Garden Blend

HARBORLINE® BRICK PACKAGING


- 96 sq. ft. per pallet
- 12 sq. ft. per layer
- 9 layers per pallet
- 2,960 lbs per pallet
- Size: 4" x 8" x 2" ³/₈

Actual Size: 3.867" x 7.86" x 2.375"
100 mm x 200 mm x 60 mm

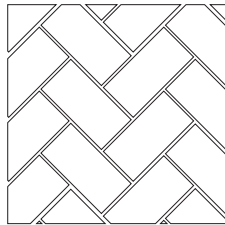
LAYING PATTERN EXAMPLES




Running Bond



Basket Weave



45° Herringbone



90° Herringbone



Harborline® Brick
50/50 Cumberland and Garden Blend

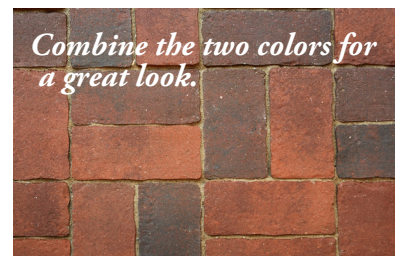
AVAILABLE COLORS



Cumberland Blend



Garden Blend



*Combine the two colors for
a great look.*

50/50 Blend*

Cumberland & Garden Blend Purchase
Separately and Mix Upon Installation

General specifications meet or exceed ASTM C-936
Compressive strength: 8,000 PSI minimum
Maximum water absorption: 5%
Equals or exceeds freeze-thaw resistance

 **Genest**
1-800-649-4773
www.GenestConcrete.com