

# Rustico 4 Pc Combo

Multi-size rectangular shapes with a slightly dimpled surface. Chamfered edges and square corners make these pavers an elegant choice.



paver-shield™ pavers

**paver-shield™** has a tight, smooth surface texture and will not expose heavy aggregate as it wears. Ultra-dense surface has more color and more protection. Nicolock has color from top to bottom throughout the paver ensuring a lifetime of beauty. Iron oxide pigments are **guaranteed not to fade!**



*Marble Blend*






# Rustico 4 Pc Combo

	WIDTH	LENGTH	THICKNESS	PCS/SF	SF/PALLET	PCS/PALLET	LBS/PALLET
<b>A</b>	3"	6"	2 3/8"	8	117	100	3,050
<b>B</b>	6"	6"	2 3/8"	4		100	
<b>C</b>	6"	9"	2 3/8"	2.7		160	
<b>D</b>	9"	9"	2 3/8"	1.8		40	

Sizes not sold separately



ADOBE BLEND



AUTUMN BLEND\*



CRAB ORCHARD BLEND\*



FIRE ISLAND BLEND



GOLDEN BROWN BLEND



GRANITE CITY BLEND



MARBLE BLEND\*




OYSTER BLEND\*



PENNSYLVANIA BLUE\*\*



TRAVERTINA\*



WESTCHESTER BLEND

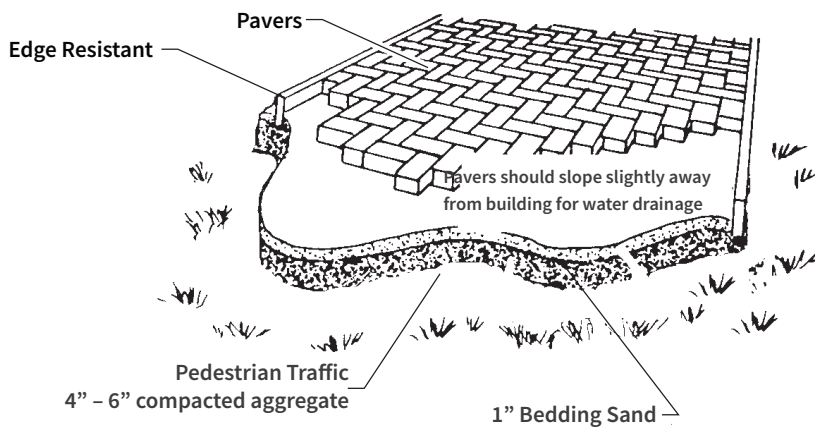
\*Premium Color  
\*\*Deluxe Color



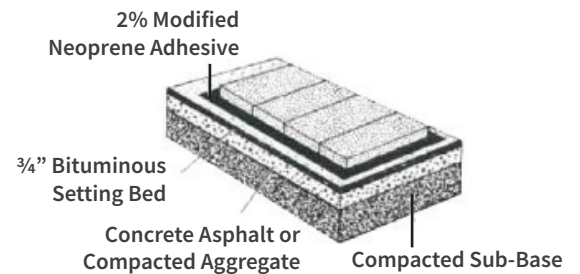
## INSTALLATION GUIDELINES: SAND

After excavation, compact the sub grade and install a woven separation fabric if needed. Spread and compact a base of clean, dense graded aggregate (road base). Typical compacted base thickness is 4-6" for pedestrian applications. Pavers are set on a loosely screened 1" bed of graded, clean concrete sand. Maintain a joint size of 1/16" - 3/16". When pavers are set, compact paving stones into sand with mechanical plate vibrator. Joint sand may be spread over paving stones during compaction. Installed pavers should be set 1/8" to 1/4" above final elevations to compensate for any potential settlement. Spread clean dry sand over surface and broom sweep to fill joints. Run vibrator one final time after filling joints.

## CROSS-SECTION OF TYPICAL INSTALLATION



## NICOLOCK PAVING STONE 1"-31/8" THICK



**NOTE:** All measurements are nominal. Variance in square footage or linear footage coverage can be up to 5% depending on joint width. The possible occurrence of efflorescence does not affect the structural integrity of the product. Efflorescence is a normal occurrence in concrete products and will dissipate with normal weathering. The use of concrete as a base or setting bed may increase the possibility of efflorescence.

**CAUTION:** Always use a plate compactor with a pad when installing any textured paving stone.



Corporate HQ: 612 Muncy Avenue | Lindenhurst | NY | 11757 | 631.669.0700 | nicolock.com

