

Alpine Contemporary



Multi-size rectangular shapes. Smooth texture.
Slightly chamfered edges. Not recommended for vehicular applications.

paver-shield™ pavers

paver-shield™ has a tight, smooth surface texture and will not expose heavy aggregate as it wears. Ultra-dense surface has more color and more protection. Nicolock has color from top to bottom throughout the paver ensuring a lifetime of beauty. Iron oxide pigments are **guaranteed not to fade!**



South Bay Blend



Alpine Contemporary

	WIDTH	LENGTH	THICKNESS	PCS/SF	SF/PALLET	PCS/PALLET	LBS/PALLET
A	7¾"	15½"	2¾"	2.55		30	
B	15½"	15½"	2¾"	1.7	127	30	3,500
C	15½"	23½"	2¾"	.84		20	
D	15½"	23½"	2¾"	.84	107	40	2,889

Size D sold separately



ADOBE BLEND



CAPPUCCINO BLEND*



CHESAPEAKE BLEND*



GOLDEN BROWN BLEND



GRANITE CITY BLEND




GRAPHITE PEARL BLEND*



HUDSON VALLEY BLEND




MARBLE BLEND*



OCEANIC BLUE*




OYSTER BLEND*



PENNSYLVANIA BLUE**



SOUTH BAY BLEND*



TRAVERTINA*



WESTCHESTER BLEND

*Premium Color

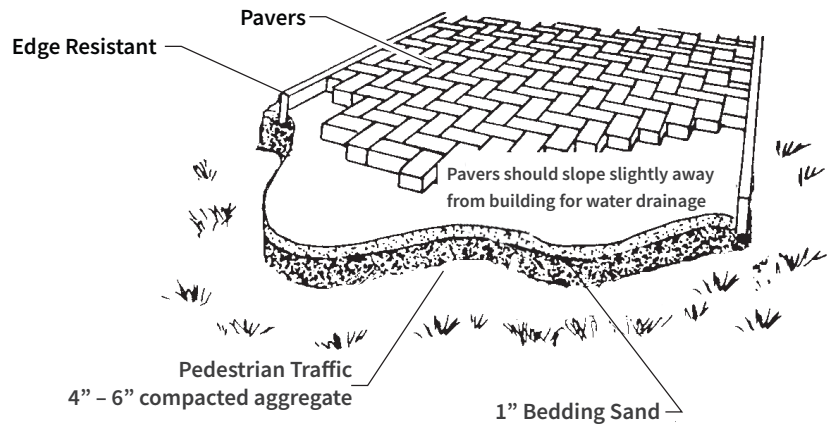
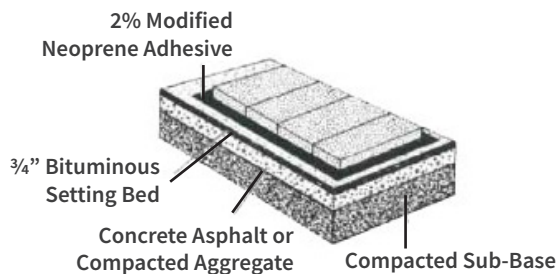


INSTALLATION GUIDELINES: SAND

After excavation, compact the sub grade and install a woven separation fabric if needed. Spread and compact a base of clean, dense graded aggregate (road base). Typical compacted base thickness is 4-6" for pedestrian applications. Pavers are set on a loosely screened 1" bed of graded, clean concrete sand. Maintain a joint size of 1/16" - 3/16". When pavers are set, compact paving stones into sand with mechanical plate vibrator. Joint sand may be spread over paving stones during compaction. Installed pavers should be set 1/8" to 1/4" above final elevations to compensate for any potential settlement. Spread clean dry sand over surface and broom sweep to fill joints. Run vibrator one final time after filling joints.

CROSS-SECTION OF TYPICAL INSTALLATION

NICOLOCK PAVING STONE 1"-31/8" THICK



NOTE: All measurements are nominal. Variance in square footage or linear footage coverage can be up to 5% depending on joint width. The possible occurrence of efflorescence does not affect the structural integrity of the product. Efflorescence is a normal occurrence in concrete products and will dissipate with normal weathering. The use of concrete as a base or setting bed may increase the possibility of efflorescence.

CAUTION: Always use a plate compactor with a pad when installing any textured paving stone.



Corporate HQ: 612 Muncy Avenue | Lindenhurst | NY | 11757 | 631.669.0700 | nicolock.com

