

## RICHCLIFF®

---

Beauty and strength perfected.

The modern, yet elegant, look of Richcliff will add a touch of class to any landscaping project. Its realistic embossed surface texture is cast from hundreds of natural stone surface textures to ensure a random natural appearance and it is up to four times stronger than ordinary poured concrete, making it an ideal choice for any application.

---

## WHY CHOOSE **ENDURACOLOR** PLUS ARCHITECTURAL FINISHES

EnduraColor Plus Architectural Finishes promise long-lasting beauty through a proprietary blend of exclusive and superior ingredients. A complex blend of granite and quartz, some of nature's highest performing minerals, are combined with color pigments that are highly resistant to fading under UV light and extreme weather conditions. This combination is used to create ultra-realistic surface textures and unique style options that are exceptionally durable. A NEW STANDARD FOR EVERLASTING BEAUTY.

---

## COLORS



DAWN MIST



PEBBLE TAUPE



PEBBLE TAUPE/DAWN MIST  
BLENDED ON SITE/  
SOLD SEPARATELY

---

## SHAPES & SIZES



LARGE REC 12 X 9  
30 CM X 22.6 CM X 6 CM  
11.75" X 9" X 2.25"



SMALL REC 6 X 9  
22.6 CM X 15 CM X 6 CM  
9" X 6" X 2.25"



SQUARE 9 X 9  
22.6 CM X 22.6 CM X 6 CM  
9" X 9" X 2.25"



LARGE REC 12 X 9  
30 CM X 22.6 CM X 6 CM  
11.75" X 9" X 2.25"



SMALL REC 6 X 6  
22.6 CM X 15 CM X 6 CM  
9" X 6" X 2.25"



SQUARE 9 X 9  
22.6 CM X 22.6 CM X 6 CM  
9" X 9" X 2.25"

---

LEARN ABOUT RICHCLIFF    RICHCLIFF TORTURE TEST

---

## FEATURES

### Applications

Borders & Accents

Pedestrian

Residential Vehicular

### Technologies

EnduraColor™ Facemix Technology

EnduraColor products are manufactured in a two-step process which combines a base of coarser aggregates for a stronger foundation, with concentrated color and wear-resistant finer aggregates on top. EnduraColor products are highly resistant to fading because the top layer prevents large, lighter color aggregates from showing through.

Reala™ Surface Technology

Ultra-realistic textures cast from actual natural stone, brick and cobblestones.


Ultima™ Concrete Technology

For heavy traffic loads, this proprietary manufacturing process creates pavers and walls with up to 4 times the strength of poured concrete.

### Surface Texture


Flagstone

## PATTERNS




**Richcliff A**

Random Bundle (100%)




**Richcliff B**

Random Bundle (100%)




**Richcliff C**

Random Bundle (100%)




**Richcliff D**

Random Bundle (100%)



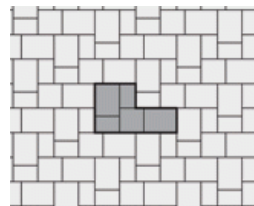
**Richcliff A2**

Half Random Bundle (100%)




**Richcliff B2**

Half Random Bundle (100%)



**Richcliff C2**

Half Random Bundle (100%)



**Richcliff D2**

Half Random Bundle (100%)

## PACKAGING

	Unit Thickness	Sq. Ft. Bndl.	Sq. Ft. Layer	Layers Bndl.	Ln Ft Bndl. Sailor	Sq Ft Ln Ft Sailor	Units Sq. Ft.	Lbs Bndl.	Units Bndl.
Random Bundle	-	90.3	11.29	8	134.17	-	-	2574	160
Large Rec 12 X 9	6	-	-	-	62.99	0.74	1.37	-	64
Small Rec 6 X 9	6	-	-	-	47.45	0.49	2.74	-	64
Square 9 X 9	6	-	-	-	23.73	0.74	1.82	-	32
Half Random Bundle	6	45.15	11.29	4	67.09	0.74	1.82	1286.77	80
Large Rec 12 X 9	6	-	-	-	31.5	0.74	1.37	-	32
Small Rec 6 X 6	6	-	-	-	23.73	0.49	2.74	-	32
Square 9 X 9	6	-	-	-	11.86	0.74	1.82	-	16

## IMPORTANT INFORMATION

The modular cut flagstone appearance of Richcliff is used by designers for both traditional and contemporary designs. EnduraColor Plus, Realta, and Ultima are the features that make Richcliff ideal for driveways, patios and pool decks. Consider accenting with Courtstone and Copthorne for a striking design.

**Base Requirement & Bedding Course** – standard or open graded paver base material for raised patios and step areas.

**Handling & Installation** – A protective pad is required when doing the final paver compaction. Install from multiple pallets for best color distribution.

### Accent compatibility

- o all paver applications

### Jointing Material and Joint Stabilization

- o Good: Ordinary dry joint sand
- o Better: Unicare Polymeric Sand, Techniseal RG+, Alliance XP, ordinary dry joint sand stabilized by a water-based or solvent based joint sand stabilizer (joint sand stabilizer sealer may make the surface slightly slippery).
- o Best: Unilock EasyPro Jointing Compound

### Note:

- o Polymeric sand is often installed too high in the joint. Ensure the sand level is lower than the paver surface to allow for a three dimensional appearance.
- o Alliance Gator Maxx Polymeric Sand is recommended for concrete overlays.

### Sealers

- o Product may be sealed but it is not absolutely required
- o Sealers generally decrease the slip resistance of a product
- o Unilock Unicare, Surebond, BP Pro and Techniseal sealers can be used.
- o Semi-gloss sealers will still appear glossy on this product. Please test a stone to ensure the desired effect.
- o Product must be cleaned before sealing

**Cleaners** – Any paver cleaner from Unilock, Techniseal, Surebond or BP- Pro is acceptable.

Special note: Other than overlay on concrete stoops and steps, you should have a bedding layer between the pavers and the poured concrete surface to avoid issues with height variance

 All measurements are nominal

Colors, product data, and availability are subject to change without notice. Please confirm all details with your local Unilock Dealer or call 1-800-UNILOCK (1-800-864-5625) for availability in your area. The colors shown should only be used as a guide. Final color selections should always be made from actual samples.

