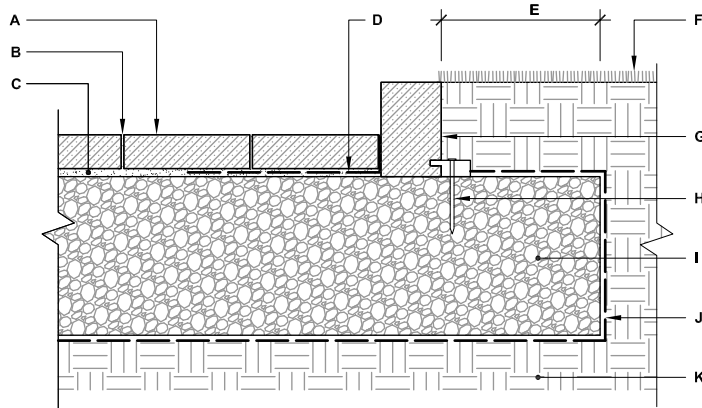


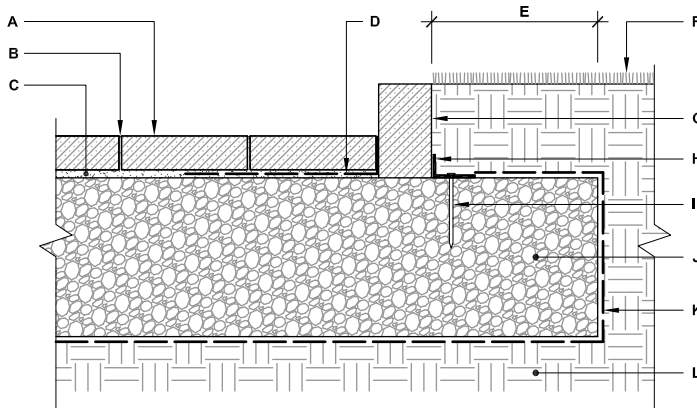
# Installation guide

## INTERLOCKING CONCRETE PAVEMENT



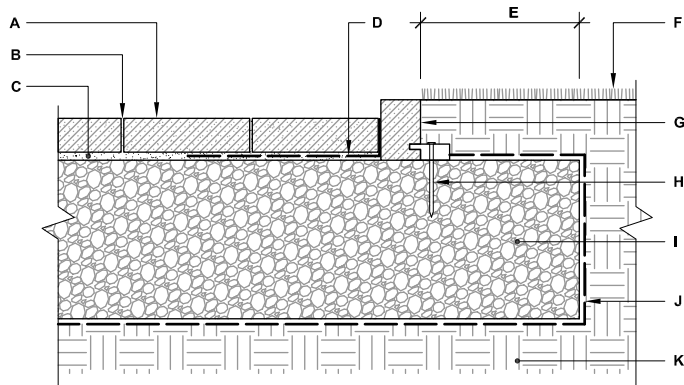
- A. TECO-BLOC PRECAST CONCRETE PAVER  
2 3/8" (60 mm) THICK MIN.
- B. SAND JOINT FILL
- C. SAND SETTING BED (CONCRETE SAND)  
1" (25 mm)
- D. GEOTEXTILE 12" (300 mm) WIDE
- E. EXTRA WIDTH EQUAL TO FOUNDATION  
THICKNESS
- F. LAWN
- G. TECO-BLOC AVIGNON EDGE
- H. NAIL
- I. COMPACTED GRANULAR BASE  
0-3/4" (0-20 mm)
- J. GEOTEXTILE
- K. SUBGRADE

TYPICAL PAVER CROSS SECTION WITH AVIGNON EDGE



- A. TECO-BLOC PRECAST CONCRETE PAVER  
2 3/8" (60 mm) THICK MIN.
- B. SAND JOINT FILL
- C. SAND SETTING BED (CONCRETE SAND)  
1" (25 mm)
- D. GEOTEXTILE 12" (300 mm) WIDE
- E. EXTRA WIDTH EQUAL TO FOUNDATION  
THICKNESS
- F. LAWN
- G. TECO-BLOC BELGIK EDGE
- H. PLASTIC EDGE
- I. NAIL
- J. COMPACTED GRANULAR BASE 0-3/4"  
(0-20 mm)
- K. GEOTEXTILE
- L. SUBGRADE

TYPICAL PAVER CROSS SECTION WITH BELGIK EDGE

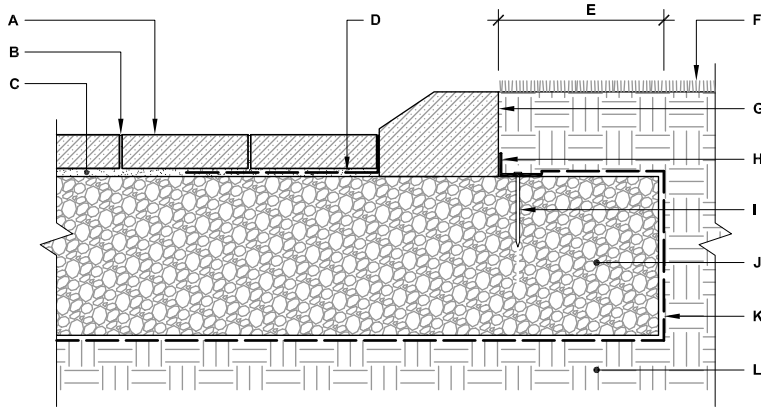


- A. TECO-BLOC PRECAST CONCRETE PAVER  
2 3/8" (60 mm) THICK MIN.
- B. SAND JOINT FILL
- C. SAND SETTING BED (CONCRETE SAND)  
1" (25 mm)
- D. GEOTEXTILE 12" (300 mm) WIDE
- E. EXTRA WIDTH EQUAL TO FOUNDATION  
THICKNESS
- F. LAWN
- G. TECO-BLOC PIETRA EDGE
- H. NAIL
- I. COMPACTED GRANULAR BASE 0-3/4"  
(0-20 mm)
- J. GEOTEXTILE
- K. SUBGRADE

TYPICAL PAVER CROSS SECTION WITH PIETRA EDGE

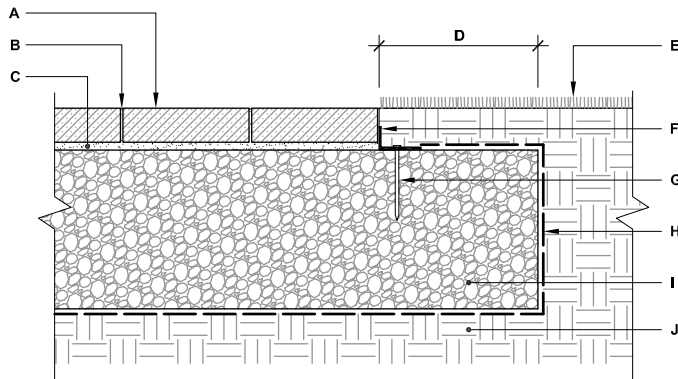
# Installation guide

## INTERLOCKING CONCRETE PAVEMENT



- A.** TECO-BLOC PRECAST CONCRETE PAVER  
2 3/8" (60 mm) THICK MIN.
- B.** SAND JOINT FILL
- C.** SAND SETTING BED (CONCRETE SAND)  
1" (25 mm)
- D.** GEOTEXTILE 12" (300 mm) WIDE
- E.** EXTRA WIDTH EQUAL TO FOUNDATION  
THICKNESS
- F.** LAWN
- G.** TECO-BLOC TUNDRA EDGE
- H.** PLASTIC EDGE
- I.** NAIL
- J.** COMPACTED GRANULAR BASE 0-3/4"  
(0-20 mm)
- K.** GEOTEXTILE
- L.** SUBGRADE

TYPICAL PAVER CROSS SECTION WITH TUNDRA EDGE



- A.** TECO-BLOC PRECAST CONCRETE PAVER  
2 3/8" (60 mm) THICK MIN.
- B.** SAND JOINT FILL
- C.** SAND SETTING BED (CONCRETE SAND)  
1" (25 mm)
- D.** EXTRA WIDTH EQUAL TO FOUNDATION  
THICKNESS
- E.** LAWN
- F.** PLASTIC EDGE
- G.** NAIL
- H.** GEOTEXTILE
- I.** COMPACTED GRANULAR BASE 0-3/4"  
(0-20 mm)
- J.** SUBGRADE

TYPICAL PAVER CROSS SECTION WITH PLASTIC EDGE