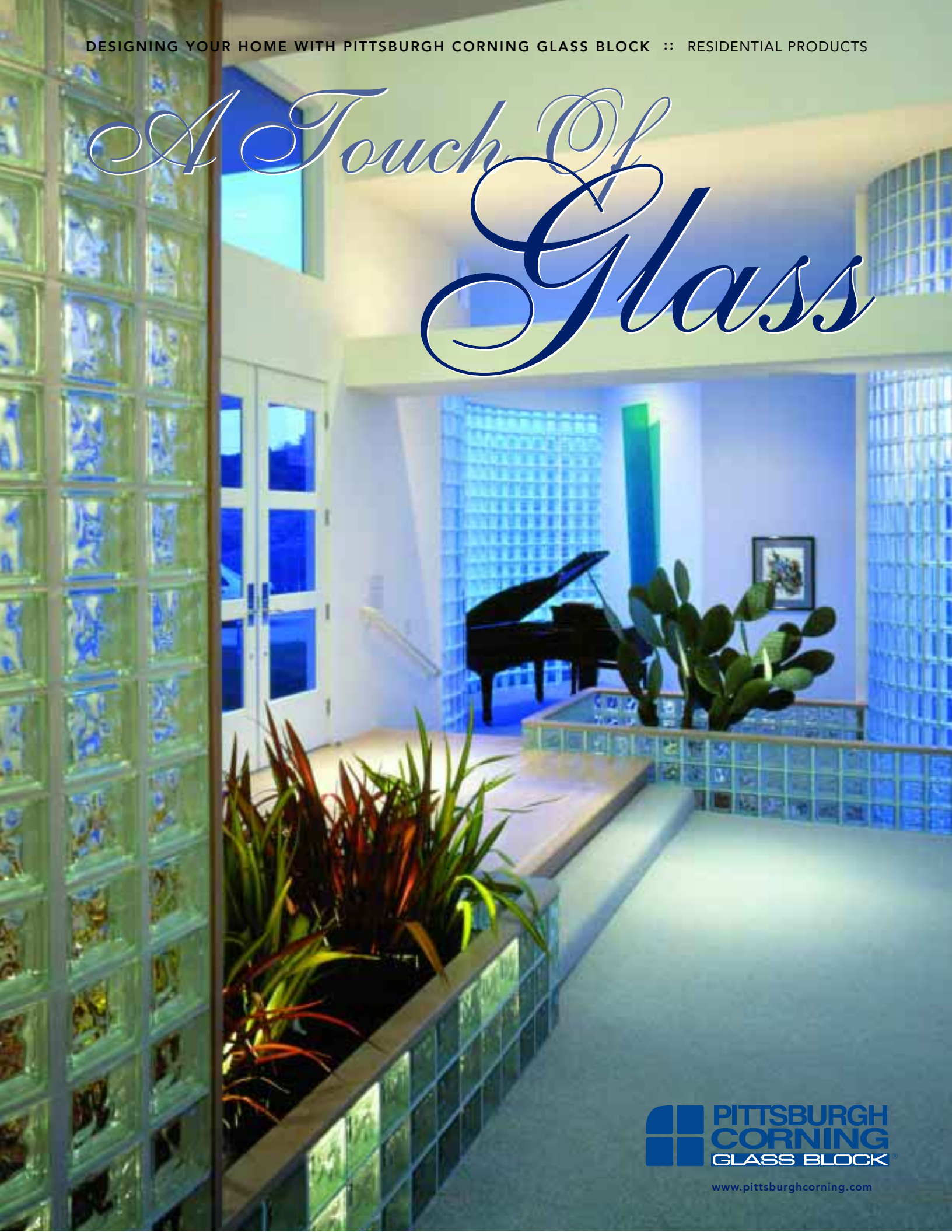


A Touch Of Glass



PITTSBURGH CORNING GLASS BLOCK

Within the pages of this booklet, you'll see how Pittsburgh Corning Glass Block can help you make your home the special, personal place you want it to be. Whether you're redecorating a room, planning an addition or building your dream house, the brilliant applications you'll find here are bound to inspire more ideas of your own. When it comes to building materials that are affordable, practical and decorative, nothing else comes close.



Seattle Glass Block

Pittsburgh Corning Corporation has been manufacturing Pittsburgh Corning Glass Block products since 1937 and today is the only domestic manufacturer in North America. The comprehensive variety of patterns, styles and sizes available have been designed to work together in your projects as a total system. Pittsburgh Corning stands behind all its glass block when used exclusively with Pittsburgh Corning accessory products by offering a limited five-year warranty. The International Standards Organization's coveted 9001:2000 Certification—the industry's highest honor, assures that Pittsburgh Corning is committed to quality innovation.

You can accomplish many of your plans on your own but, if you or your contractors have questions along the way, your local Pittsburgh Corning distributor is there to help. For immediate answers to your product or installation questions, where to buy, receive literature and more, just call the **Pittsburgh Corning Glass Block Resource Center at 1-800-624-2120**. Or, you may want to visit our website at www.pittsburghcorning.com for much more information on how to design with Pittsburgh Corning Glass Block products.

Don't wait another moment. Start planning now to give your home a touch of glass!



Dan Foer

TOP HERE, 12-INCH DECORA® PATTERN GLASS BLOCK FROM PITTSBURGH CORNING ALLOWS AN EXTRAORDINARY AMOUNT OF DAYLIGHT INTO THE HOME WITHOUT SACRIFICING PRIVACY. **∴** **BOTTOM** IN THIS OUTDOOR POOL SETTING THE VUE® GLASS BLOCK WALL ADDS SECURITY WHILE ALLOWING THE NATURAL SUNLIGHT TO POUR THROUGH AND CREATE AN OPEN FEEL.

TABLE OF CONTENTS	
Introduction	2
Glass Block Benefits	3
For Your Bath	4 - 7
For Your Kitchen	8
For Your Living and Family Rooms.....	9
For Your Foyer and Halls	10
All Around Your House	11 - 13
Glass Block Product Gallery	14 - 15
Building Blocks	16 - 18
The Answer is Pittsburgh Corning Glass Block	19



GLASS BLOCK BENEFITS

Pittsburgh Corning Glass Block is much more than just a bright idea! Glass Block from Pittsburgh Corning adds many benefits to your home — such as keeping out unwanted views, energy-wasting drafts and uninvited guests.



BEAUTY AND VERSATILITY

Extraordinarily versatile and available in many aesthetically pleasing sizes and styles, Pittsburgh Corning Glass Block offers virtually limitless design possibilities. Glass block walls, partitions and windows combine the delicate beauty and light transmission of glass with the strength of glass block.

VISIBILITY/LIGHT TRANSMISSION

Crystal clear Glass Block from Pittsburgh Corning provides exceptional visibility in compliance with ADA guidelines for enclosed areas. It is also scratch-resistant and transmits up to 80% of available light in both directions without any yellowing, clouding or weathering.

SECURITY

When added security is needed in their projects — architects, designers and home builders have chosen Pittsburgh Corning Glass Block which offers enhanced resistance to impact, fire, sound transmission and weather.

ENERGY CONSERVATION

Pittsburgh Corning Glass Block can provide more than double the thermal resistance (R-Value) of single-glaze 1/8" thick plate glass. The differences between the shading coefficient of glass block and flat sheet glass is also significant.



Mustafa Bilal

Seattle Glass Block

TOP LEFT & RIGHT THESE ENTRIES ARE ILLUMINATED WITH DECORA® PATTERN GLASS BLOCK. WHETHER YOU INSTALL A LARGE PANEL OR SIDELIGHTS, YOUR ENTRY IS SECURE, THERMALLY EFFICIENT AND PRIVATE ALL AT THE SAME TIME. :: **BOTTOM LEFT** WITH A CREATIVE COMBINATION OF 8-INCH SPYRA®, ARGUS® PARALLEL FLUTED AND VUE® PATTERN GLASS BLOCKS, THE DRAMATIC, TWO-STORY WALL OF LIGHT IS A WORK OF ART THAT HOLDS ITS OWN AGAINST OTHER MASTERPIECES IN THE HOME. :: **BOTTOM RIGHT** THESE PARTITION WALLS USING DECORA® BLOCKS, EFFECTIVELY SEPARATES THE ENTRY FROM THE ADJACENT LIVING AREA WITHOUT IMPOSING ANY BARRIERS TO LIGHT OR TRAFFIC PATTERNS.

FOR YOUR BATH

Glass block and glamorous baths – one guarantees the other. But in the bath, one of the hardest-working rooms in your home, any surface that’s as water-repellent and wipe-clean practical as Pittsburgh Corning Glass Block has a beauty that’s definitely more than skin deep.



Seattle Glass Block



Seattle Glass Block



Mustafa Bilal



Seattle Glass Block

TOP LEFT USING DECORA® PATTERN GLASS BLOCK ARRANGED IN A STAIR-STEP FASHION OFFERS NEEDED PRIVACY ALONG WITH WELCOME LIGHT AND STYLE. PLACED BENEATH THE TUB AND CURVED TO MATCH ITS CONTOUR, THE BACK-LIT GLASS BLOCK PROVIDE AN ILLUMINATED STEP UP :: **BOTTOM LEFT** THIS BEAUTIFUL WALK-IN SHOWER USING DECORA® PATTERN GLASS BLOCK TEAMED WITH ROUNDED EndBlock™ FINISHING UNITS, ALLOWS FOR A BRIGHTER, MORE OPEN FEEL AND EDGES THAT VIRTUALLY DISAPPEAR. :: **TOP CROSSOVER** THIS STUNNING BATH FEATURES A DELPHI® PATTERN GLASS BLOCK WALL BEHIND THIS BUILT-IN TUB WITH A CURVED SHOWER ENCLOSURE USING DECORA® BLOCK. :: **BOTTOM RIGHT** THIS CONTEMPORARY BATH OVERFLOWS WITH INVENTIVE USES OF DECORA® GLASS BLOCK INCLUDING AN ARCHED WINDOW AND CURVED SHOWER WALLS.



Mustafa Blal

Seattle Glass Block

Seattle Glass Block

Northlight Photography, Inc.

BOTTOM LEFT THE DRAMATIC STAGGERED TUB DIVIDER USES DECORA® BLOCK ALONG WITH PITTSBURGH CORNING GLASS CAPS, A FINISHING AND DECORATIVE EDGE TREATMENT. IN THE SHOWER, MORE DECORA® BLOCKS CREATE A SLENDER WINDOW AND THEN STAGGER UP THE PARTITION WALL TO REPEAT THE STAIR-STEP MOTIF. :: **TOP RIGHT** A GRACEFUL AND SWEEPING CURVE OF LIGHT MADE UP OF 8-INCH DECORA® AND 6-INCH ARGUS® PATTERN GLASS BLOCKS. :: **BOTTOM CENTER** CURVED SHOWER ENCLOSURE, SMALL WINDOW AND DIVIDER WALL WITH ENCURVE® AND EndBlock™ FINISHING UNITS. :: **BOTTOM RIGHT** HERE, 6 x 8-INCH DECORA® BLOCKS CREATE A SHOWER ENCLOSURE THAT GRACEFULLY CURVES WITH STYLE AND EASE.

FOR YOUR BATH

With the variety of Premiere Series patterns and styles at your disposal, it's easy to achieve exactly the mix of privacy, light transmission and security you desire.



Seattle Glass Block



Seattle Glass Block



Seattle Glass Block



Mustafa Bilal



Seattle Glass Block

TOP LEFT ANGLED SHOWER ENCLOSURE USING 8-INCH DECORA® PATTERN BLOCK AND TRIDRON® 45° BLOCK. :: **TOP RIGHT** TWO, SIDE BY SIDE WINDOWS ALONG WITH SHOWER ENCLOSURE WALL USING DECORA® PATTERN BLOCK AND HEDRON® CORNER BLOCK. :: **CENTER LEFT** HERE, 4 x 8-INCH VUE® PATTERN BLOCKS FORM A CURVACEOUS WALK-IN SHOWER ENCLOSURE. :: **BOTTOM LEFT** COMBINED WITH CONVENTIONAL WINDOWS ABOVE, THE DECORA® PATTERN GLASS BLOCKS BELOW OFFER PRIVACY WITHOUT SACRIFICING THE NATURAL LIGHT TRANSMISSION. :: **BOTTOM RIGHT** FOR A SHOWER ENCLOSURE THAT APPEARS TO VANISH INTO THIN AIR, CREATE A STAIR-STEP EFFECT WITH ENCURVE® FINISHING UNITS IN THE DECORA® PATTERN.



Ben Janken



Mike Moreland



Andrew Berdwin



TOP LEFT THIS PARTITION-WALL INSET, MADE UP OF DECORA® BLOCK SEPARATES MASTER BATH FROM BEDROOM.

CENTER LEFT A CURTAIN OF GLASS BLOCK BATHES THE ROOM WITH AN ADDED EFFECT AND BEAUTY CREATED BY COMBINING 4 x 8 AND 8 x 8-INCH DECORA® GLASS BLOCK. BACK LIGHTED, ACCENT GLASS BLOCKS ALSO USED ON STEP.

TOP RIGHT A BRIGHT, OPEN BATH SURROUNDED WITH LARGE GLASS BLOCK WINDOWS AND SMALL STEP-DOWN DIVIDER WALL USING ENCURVE® BLOCK AND 8-INCH BLOCK IN THE DECORA® PATTERN.

BOTTOM CUSTOM SHOWER STALL UTILIZING A COMBINATION OF HEDRON® BLOCK, 4 x 8 AND 8 x 8-INCH DECORA® PATTERN GLASS BLOCK.

FOR YOUR KITCHEN

In few rooms of your home are the needs for ample light and forgiving surfaces more critical than in your kitchen. Pittsburgh Glass Block gives you both, with the added bonus of its lasting, maintenance-free good looks. Open up the heart of your home to the great outdoors, to adjacent living areas and to the decorating drama of a few dozen — or even just a few — glass blocks from Pittsburgh Corning.



Alan Dunn



Graziani Photography, Inc.



Seattle Glass Block



Hedrich-Blessing



Seattle Glass Block

TOP RIGHT THE EAT-IN KITCHEN IS BRIGHT AND OPEN WITH THIS CURVED WALL USING VUE® PATTERN GLASS BLOCK. :: **CENTER LEFT** TWO CONTINUOUS COURSES OF DECORA® PATTERN GLASS BLOCKS LIGHT UP THE COUNTER SPACE AND COMPLIMENTS THE CLEAN, GEOMETRIC LINES IN THE KITCHEN CABINETY. :: **BOTTOM LEFT** SOOTHING ANGLES AND SWEEPS OF GLASS BLOCK ARE THE SPECIAL BENEFITS OF THIS KITCHEN PARTITION FEATURING THE ARGUS® PATTERN. :: **CENTER RIGHT** VIVID BLUE LIGHTING BEHIND THE GLASS BLOCK TURNS THIS ISLAND INTO AN ARTISTIC PEDESTAL. USES HEDRON® BLOCK AT CORNER COMBINED WITH 8-INCH, DECORA® BLOCK. :: **BOTTOM RIGHT** THE CENTERPIECE OF THIS KITCHEN IS THE CURVED, EAT-IN COUNTER WITH TWO, BRIGHT AND BUILT TO LAST BACKSPLASHES ALONG THE PERIMETER. BOTH COUNTER AND BACKSPLASHES USE DECORA® BLOCK.

FOR YOUR LIVING ROOM AND FAMILY ROOM

Whether you're simply looking for an install-and-forget wall surface that can stand up beautifully to pool cues and ping-pong balls in your family room ... or a statement-making room divider or window for your formal living area, Pittsburgh Corning Glass Block is your one-stop solution. As much at home in eclectic and even traditional decorating schemes as in contemporary motifs, glass blocks can work their stylish magic in a myriad of ways both large and small.



Hedrich-Blessing



Seattle Glass Block



Seattle Glass Block



Seattle Glass Block

TOP LEFT DIVIDE ANY ROOM WITHOUT SACRIFICING THAT BRIGHT, OPEN FEELING. THIS DRAMATIC, WALL OF GLASS EFFECT WAS CREATED USING 8-INCH, VUE® PATTERN GLASS BLOCK. :: **CENTER LEFT** THE GRACEFUL CURVE OF GLASS BLOCK TAKES FULL ADVANTAGE OF THE HOME'S OPEN FLOOR PLAN WITH THIS DECORA® PATTERN GLASS BLOCK DIVIDER WALL. :: **TOP RIGHT** THIS RENOVATED LIVING ROOM ADDS PRIVACY WITHOUT LOSING SUNLIGHT. BOTH ARGUS® AND DECORA® PATTERNS WERE USED IN TWO DIFFERENT SIZES. :: **CENTER RIGHT** THE CIRCULAR WALL BEAUTIFULLY INTEGRATES THE LIVING AND DINING AREAS UTILIZING DECORA® PATTERN GLASS BLOCK. :: **BOTTOM RIGHT** THIS LIVING AREA APPEARS EVEN MORE SPACIOUS WITH A COMBINATION OF LARGE GLASS BLOCK WINDOWS AND DIVIDER WALL IN THE DECORA® PATTERN.



Seattle Glass Block

FOR YOUR FOYER & HALLS

When you welcome guests into your home, greet them with glass! Glass Block from Pittsburgh Corning will make a stunning first impression that lasts. As a sparkling accent, a hardworking partition wall or a replacement for an existing window, a touch of glass block in a foyer or entry hall can lend a touch of class to your entire home.

Now you can open up rooms to create free-flowing spaces while still making sure that individual living areas are distinctly demarked. Premiere Series Glass Block is the clear, clever solution.



Mustafa Bilal



Seattle Glass Block



James Packer

TOP RIGHT THE GRACEFUL CURVE OF THE GLASS BLOCK BALCONY AND WALL BELOW WITH DECORA® PATTERN GLASS BLOCK GIVE THIS ENTRY A DISTINGUISHED LOOK. :: **CENTER LEFT** THIS DECORA® GLASS BLOCK WALL CONSTANTLY TRANSFORMS AND MANIPULATES COLOR AND LIGHT. :: **CENTER RIGHT** LOOK BEYOND TO THE ADJOINING HALLWAY WHERE DECORA® BLOCKS AND SIMPLE BACK LIGHTING PACK MAXIMUM INTEREST INTO A SMALL AREA THAT OTHERWISE COULD BE OVERLOOKED. :: **BOTTOM LEFT** LIGHTING UP YOUR ENTRY FROM FLOOR TO CEILING, WHILE STILL MAINTAINING PRIVACY, ARE THESE DECORA® PATTERN GLASS BLOCK PANELS. :: **BOTTOM RIGHT** 8-INCH DECORA® BLOCKS CLIMB A STAIRWAY, CREATING A PARTITION THAT'S LIGHT, AIRY AND BEAUTIFUL ALL AT THE SAME TIME.



Merlin Bonite




Seattle Glass Block

ALL AROUND YOUR HOUSE

Accents are everything. And a touch of glass at your entryway, on a stairway or around your favorite window brings repeated rewards each time you come across it. Don't settle for the dim and mundane. Here's a gallery of ways you can bring in the light and easy-living style of Glass Block from Pittsburgh Corning throughout your home.

Robb Miller



Phillip H. Ennis

TOP LEFT THE CURVE OF THE DECORA® PATTERN GLASS BLOCK IN THE BAY WINDOW MAKE A STYLISH FIRST IMPRESSION FROM THE OUTSIDE...AND PROVIDE A WELCOMING AND VERY SECURE LIGHT-FILLED ENVIRONMENT ON THE INSIDE.

BOTTOM LEFT GLASS BLOCK FROM BASE TO ROOFLINE, OFFERS A STUNNING EXAMPLE OF ARCHITECTURAL DETAILING. THE DECORA® BLOCK ALLOWS AN EXTRAORDINARY AMOUNT OF DAYLIGHT INTO THE HOME.

TOP RIGHT ADD PRACTICAL ELEGANCE TO YOUR SMALL SPACES WITH CURVES AND DECORA® GLASS BLOCK.

F. Harlan Hambright & Associates

ALL AROUND YOUR HOUSE

You can install your Pittsburgh Corning Glass Block with the KWIK'N EZ® RIGID TRACK Silicone System. The clear silicone sealant actually lets the joints between the blocks transmit more light, supplementing that from the glass blocks themselves.

Where too much sun is a problem, consider Premiere Series Glass Blocks with LX FIBROUS GLASS INSERTS.



Art Coleman



Jay Hyma



Medina Glass Block



Steven Broeke



Martin Fine



TOP RIGHT ILLUMINATING A WINDING STAIRCASE WITHOUT SACRIFICING PRIVACY CAN BE AS SIMPLE AS THESE WINDOWS USING DECORA® PATTERN GLASS BLOCK. :: **CENTER LEFT** BORROW LIGHT FROM THE ADJOINING ROOM THROUGH A WALL OF ARCHITECTURALLY DISTINCTIVE DECORA® BLOCK. :: **CENTER RIGHT** FOR THE ULTIMATE IN INSTALLATION EASE, THE SECURITY-MINDED AND ENERGY-SAVING PREFABRICATED PITTSBURGH CORNING GLASS BLOCK PANELS. AVAILABLE WITH OR WITHOUT VENTILATION AND ARE CONSTRUCTED TO CUSTOM-FIT YOUR WINDOW APPLICATION. :: **BOTTOM LEFT** TURN AN UNWANTED VIEW INTO A SHIMMERING WALL OF LIGHT. ESSEX® AA PATTERN WAS USED FOR A MAXIMUM DEGREE OF PRIVACY. :: **BOTTOM RIGHT** YOUR DESIGN POSSIBILITIES ARE LIMITLESS WITH THE VARIETY OF OPTIONS CREATED BY SPYRA® PATTERN GLASS BLOCK. CREATE BOLD CIRCLES IN GLASS AND THE ILLUSION OF WAVES OR ROUNDED CORNERS AS IN THIS DRAMATIC DINING ROOM.



Graziani Photography, Inc.



Hedrich-Blessing



Art Coleman

TOP CROSSOVER THIS DISTINCTIVE HOME HAS MULTIPLE GLASS BLOCK APPLICATIONS THROUGHOUT. DECORA®, ESSEX® AA AND VUE® PATTERNS FROM PITTSBURGH CORNING ARE USED TO CREATE LARGE, CURVING AND STRAIGHT WALLS AND SMALL ACCENT WINDOWS. :: **BOTTOM LEFT** THESE SIDELIGHTS USING THE IceScapes® PATTERN LETS LIGHT IN WITHOUT SACRIFICING PRIVACY. :: **BOTTOM CENTER** HERE, THE KITCHEN AND DINING ROOMS ARE TASTEFULLY SEPARATED AND BEAUTIFULLY BRIGHT AND OPEN USING VUE® PATTERN GLASS BLOCK. :: **BOTTOM RIGHT** THESE PARALLEL PANELS DRAW SPACE FROM THE OUTDOORS USING THE ARCHITECTURALLY DISTINCTIVE DECORA® BLOCKS IN TWO SIZES.

A GLASS BLOCK GALLERY

A jewel-like variety of sizes, shapes, patterns, thicknesses and types of Pittsburgh Corning Glass Block products is waiting to bring your design ideas to luminous reality. Here are square, rectangular, hollow, solid, corner, angular and finishing blocks to suit every design application you can envision.

PREMIERE SERIES GLASS BLOCK

Select your favorite Pittsburgh Corning Glass Block Pattern. The Premiere Series (4" Nominal Thickness) offers the widest variety of sizes, shapes and patterns for the ultimate in design flexibility, product stability and perfected performance.



ARGUS® Pattern
Rounded perpendicular flutes at right angles on each face diffuse light. Maximum light transmission/medium privacy.



ARGUS® Parallel Fluted Pattern
Rounded parallel flutes on each face. Maximum light transmission/medium privacy.



DECORA® Pattern
Trademark wavy undulations provide maximum light transmission with subtle visual distortion.



DECORA® Pattern "LX" Filter
Fibrous glass inserts add significant thermal and light characteristics. Maximum privacy.



ESSEX® AA Pattern
Fine grid design of the closely spaced ridges offers uniform light transmission of a moderate degree with maximum privacy.



IceScapes® Pattern
Non-directional pattern lets light in without sacrificing privacy. Maximum light transmission/maximum privacy.



SPYRA® Pattern
Many options for decorative designs. Maximum light transmission/minimal privacy. Complements ARGUS® Parallel Fluted Pattern.



VUE® Pattern
Faces are smooth and undistorted to transmit the most light and allow ultimate visibility.



ARQUE® Block, DECORA® & IceScapes® Patterns
Curved face allows for construction of smooth, tightly curved walls with consistent mortar joints.



ENCURVE® Finishing Unit, DECORA® & IceScapes® Patterns
Arched, soft edges round out your design options.



HEDRON® Corner Block, DECORA® & IceScapes® Patterns
Hexagonal shape is perfect for turning 90-degree corners.



TRIDRON 45° Block® Unit, DECORA® & IceScapes® Patterns
The unique shape of this block lets you create everything from 45-degree angles to full circles.



EndBlock™ Finishing Unit, DECORA® & IceScapes® Patterns
6" x 8" and 8" x 8" for finishing horizontal or vertical edges of panels.



THICKSET® 60 Block DECORA® & VUE® Patterns
THICKSET® 60 block provides 60-minute fire rating.



THINLINE™ SERIES GLASS BLOCK

The Thinline™ Series (3" Nominal Thickness) is specifically designed for panels of limited size and applications where weight is a consideration.



DECORA® Pattern
Trademark wavy undulations, provide maximum light transmission with subtle visual distortion.



DELPHI® Pattern
Prismatic diamond design offers moderate light transmission/maximum privacy.



IceScapes® Pattern
Non-directional pattern lets light in without sacrificing privacy. Maximum light transmission/maximum privacy.



EndBlock™ Finishing Unit, DECORA® Pattern
4" x 8" for finishing horizontal or vertical edges of panels.

MONARCH SERIES GLASS BLOCK



SRT™ Block, Clear and Wavy Patterns — Brown Edge
Features a metal oxide coating on the inside surface of the block which greatly reflects solar energy while reducing the passage of sunlight.



Colored Glass Block
Add color for unlimited design options. Available in Blue, Bronze and Rosa (pink) in the Wave Pattern. Use alone or mix with clear, colorless Pittsburgh Corning Premiere Series glass block.

PITTSBURGH CORNING GLASS BLOCK PATTERNS & SIZES

Patterns & Shapes	Sizes — Nominal (Actual)				
	4" x 8" (3 ³ / ₄ " x 7 ³ / ₄ ")	6" x 6" (5 ³ / ₄ ")	6" x 8" (5 ³ / ₄ " x 7 ³ / ₄ ")	8" x 8" (7 ³ / ₄ ")	12" x 12" (11 ³ / ₄ ")
Premiere Series (3⁷/₈" thick)					
ARGUS®		x		x	x
ARGUS® Parallel Fluted				x	
DECORA®	x	x	x	x	x
DECORA® "LX" Filter		x		x	x
ESSEX® AA				x	
IceScapes®	x		x	x	
SPYRA®				x	
VUE®	x	x	x	x	x
THICKSET® 60 Block DECORA® & VUE®				x	
ARQUE® Block Unit (3 ⁷ / ₈ " thick)					
DECORA® & IceScapes®			x		
ENCURVE® Finishing Unit (3 ⁷ / ₈ " thick)					
DECORA® & IceScapes®				x	
EndBlock™ Finishing Unit (3 ⁷ / ₈ " thick)					
DECORA® & IceScapes®			x	x	
HEDRON® Corner Block (3 ⁷ / ₈ " thick)					
DECORA® & IceScapes®				x	
TRIDRON 45° Block® Unit					
DECORA® & IceScapes®	8" High				
Thinline™ Series (3⁷/₈" thick)					
DECORA®	x	x	x	x	
DELPHI®	x	x	x	x	
IceScapes®		x	x	x	
EndBlock™ Finishing Unit (3 ⁷ / ₈ " thick)					
DECORA®	x				
Monarch Series					
Colored Glass Block — Blue, Bronze & Rosa (3 ⁷ / ₈ " thick)					
Wave				x	
SRT™ Block (95mm thick)					
Clear & Wavy	Actual Metric Size: 190mm x 190mm x 95mm				

ANOTHER VERSATILE OPTION

PITTSBURGH CORNING GLASS CAPS

Add decorative appeal to finishing glass block with this accessory product. Pittsburgh Corning Glass Caps can be used to finish off applications of both 8" x 8" Premiere Series and 8" x 8" Thinline™ Series. Available in five shapes and both black and white to color coordinate with the grout or mortar. Pittsburgh Corning Glass Caps also can be used with HEDRON® Corner Block and the EndBlock™ Finishing Units. Refer to photo on page 5 to see an application with Pittsburgh Corning Glass Caps.

THE PITTSBURGH CORNING PROMISE

The comprehensive variety of patterns, styles and sizes available have been designed to work together in your home as a total system. Pittsburgh Corning stands behind all its glass block units when used exclusively with other Pittsburgh Corning accessory products by offering a limited five-year warranty. ISO 9001:2000 Certification assures that Pittsburgh Corning is committed to quality innovation.

BUILDING BLOCKS

Glass Block Made Easy. Here's everything you need to get started on your own Pittsburgh Corning Glass Block project! Whether you're planning to contract the installation or do it yourself, these are the basic installation methods to consider.

NEW! ProVantage™ INSTALLATION SYSTEM

Unlike previous systems using silicone and spacers, the new ProVantage™ Installation System for use with Premiere Series glass blocks, can turn corners, make radius walls, build showers and is suitable for interior or exterior applications. The system utilizes spacers to align and hold the blocks in place for easy assembly, and silicone is used to bond the spacer and blocks together. The consistent, even-spaced joints are then finished with a special tile grout resulting in a clean, smooth professional look. For smaller straight wall panels, with 4-sided support, silicone can be used in the joints to provide an all-glass look.



MORTAR I & MORTAR II SYSTEMS WITH VeriTru® SPACERS

Installing Pittsburgh Corning Glass Block products with mortar gives you or your contractor great potential: Curves, multi-story expanses, exterior and interior applications, shower enclosures and more are all within possibility.



THE KWIK'N EZ® RIGID TRACK SILICONE SYSTEM

The KWIK'N EZ® Rigid Track spacer design system allows you to easily install glass block in many straight wall and small panel applications. Precision cut vertical spacers combine with the horizontal spacers to make installing your Pittsburgh Corning Glass Block panel quicker and easier than ever before. Rigid Track spacers are available for use with either Thinline™ Series or Premiere Series Glass Block.

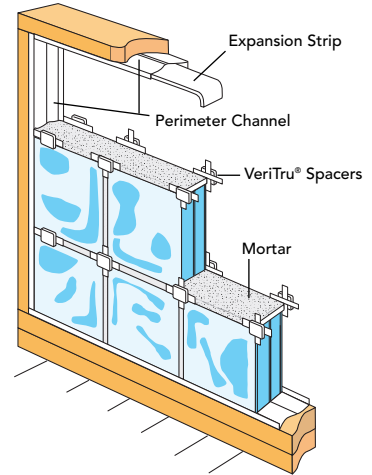


PREFABRICATED PANELS MADE WITH PITTSBURGH CORNING GLASS BLOCK

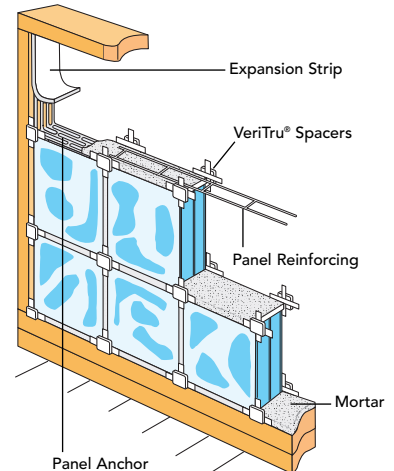


Here's a laborsaving product that's perfect for basement window replacement or new-window and small-partition applications. Check with your local Pittsburgh Corning distributor for availability of prefabricated glass block panels in your area. Available with or without ventilation.

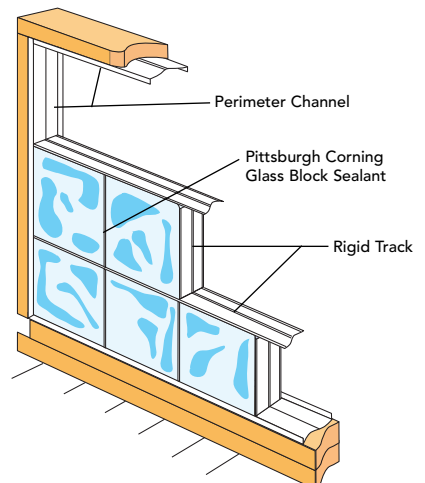
MORTAR I SYSTEM WITH VeriTru® SPACERS



MORTAR II SYSTEM WITH VeriTru® SPACERS



THE KWIK'N EZ® RIGID TRACK SILICONE SYSTEM



PITTSBURGH CORNING GLASS BLOCK SHOWER SYSTEMS IN EASY TO ORDER KITS

Simply choose shower style, base color and door style. All kits come complete with shower base, door (except the Walk-In), DECORA® or IceScapes® pattern glass block and installation accessories.



THE WALK-IN :: Size: 72" x 51"

For a truly astounding shower design, step out of the ordinary and step into the beautiful Pittsburgh Corning Glass Block Walk-In Shower. A dramatic addition to any bathroom, the Walk-In Shower adds a level of elegance and luxury that today's discerning homeowner wants.

Right or Left Entry Available.



BASE COLORS

Standard Colors

Allow two weeks for delivery.



White

Biscuit

Bone

Designer Colors

Allow four weeks for delivery.



Sterling Silver

Innocent Blush

Skylight Blue

Seafoam Green

Black

Note: Colors shown here are illustrated in ink. Actual shower base colors may vary from colors shown here.

DOORS

Each Pittsburgh Corning Glass Block Shower in the Classic or Neo Angle style is designed to accommodate a nominal 28" x 69" door. They are available with clear or hammered glass and gold or silver frames.



Silver with
hammered glass

Gold with
clear glass

PATTERNS



Premiere Series
DECORA® Pattern

Premiere Series
IceScapes® Pattern



THE CLASSIC :: Size: 48" x 48"

Classic is not a word to be used lightly. A classic fits anywhere. A classic has lasting beauty. And it's the perfect choice to brighten up any bathroom. The Pittsburgh Corning Glass Block Classic Shower design brings the crystalline beauty of glass block to a timeless bathroom design. In fact, just about the only thing the Classic won't bring to a bathroom is any installation hassle.



THE NEO ANGLE :: Size: 52" x 52"

Neo, of course, means new. And the Pittsburgh Corning Glass Block Neo Angle Shower definitely gives you a new twist in updating ordinary bathroom design. Designed to brighten up nearly any corner, the Neo Angle Shower could be the perfect choice to give a small bathroom a new look.



BUILDING BLOCKS



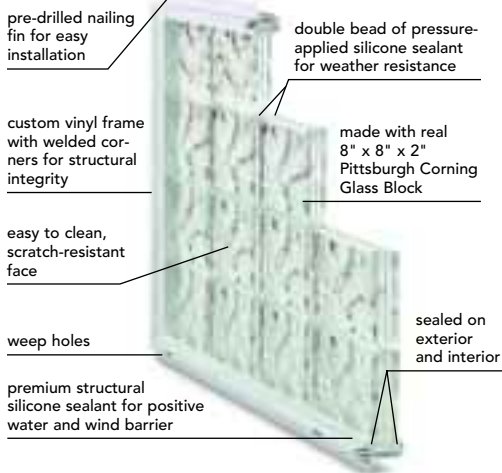
LIGHTWISE® WINDOWS BY PITTSBURGH CORNING

LightWise® Windows are a wise choice when you want the beauty and durability of real glass block with less installation hassle. Every LightWise® Window starts with Real Pittsburgh Corning Glass Block, which resists scratching and will not burn or discolor like plastic block. LightWise® Windows offer a unique combination of features you won't find in any other glass or plastic block window.



And now LightWise® Windows are even lighter thanks to our new 2" thick glass block. This new, lighter weight design means LightWise® Windows are even easier to install: just place in the opening and fasten along the built-in nailing fins. It's that easy!

Available in 78 sizes with optional glass block patterns. Vinyl frames available in white and sandstone. LightWise® Windows 10 year warranty details available upon request.



TWO GLASS BLOCK PATTERNS TO CHOOSE FROM



- DECORA® Pattern**
- maximum light transmission
 - moderate privacy



- IceScapes® Pattern**
- maximum light transmission
 - maximum privacy



Graziani Photography, Inc.

Graziani Photography, Inc.

THE ANSWER IS PITTSBURGH CORNING GLASS BLOCK!

There's no need to remain in the dark about how to start using Pittsburgh Corning Glass Block! Year in and year out, the Pittsburgh Corning Technical Services Department fields thousands of consumer and contractor questions about selecting, installing and maintaining Pittsburgh Corning Glass Block. Here, from their files, are the answers to the most commonly asked questions. But don't put off plans to give your home a touch of glass just because your particular question may not appear here. For answers to more frequently asked questions, visit our website at www.pittsburghcorning.com or call the Pittsburgh Corning Glass Block Resource Center at 1-800-624-2120.

WHERE CAN I BUY GLASS BLOCK?

Pittsburgh Corning Glass Block is sold through an extensive network of local distributors and national home-center chains. Look in your Yellow Pages under "Glass Block" for the Pittsburgh Corning Glass Block distributors near you who can show you in person the range of products available to turn your ideas into reality. Visit our website at www.pittsburghcorning.com and refer to the distributor and retailer locator section or call 1-800-624-2120 to find a source near you.

WHERE CAN I FIND MORE EXAMPLES OF GLASS BLOCK USES AND APPLICATIONS?

Just about everywhere! A trip to your local library or bookstore to browse current home magazines and decorating books will turn to dozens upon dozens of idea-inspiring uses for glass block. To get a more hands-on perspective, visit your Pittsburgh Corning distributor's showroom or select home centers, where you may find vignettes of still other uses on display. Don't forget to tour local builders' model homes or the annual Parade of Homes in your area; there's nothing like seeing and touching the beauty of Glass Block from Pittsburgh Corning firsthand! Finally, we invite you to visit our website at www.pittsburghcorning.com for additional application ideas.

WHICH PITTSBURGH CORNING GLASS BLOCK PATTERNS SHOULD I CONSIDER IF PRIVACY IS MY PRIME CONCERN?

As more homeowners are dealing with the compromises of close-proximity neighbors, privacy is becoming even harder to achieve. That's where glass block can really shine. With the exception of the crystal-clear VUE® pattern, all Pittsburgh Corning Glass Block products will afford you more privacy than standard window glazing without sacrificing light transmission. The Premiere Series includes patterns ranging

from the visual clarity of the VUE® pattern to the ultra-private ESSEX® AA pattern with a wide variety of transparencies and textural effects in between. For maximum privacy of the Pittsburgh Corning Glass Block product line, choose the DECORA® LX pattern with fibrous glass inserts.

DO I SACRIFICE R-VALUE WHEN I INSTALL GLASS BLOCK ON OUTSIDE WALLS?

No, quite the opposite. The R-value for Premiere Series glass block is 1.96 - more than twice the R-value for flat, single-pane glazing (ThinLine™ Series glass blocks have slightly lower R-values of 1.75). You can add the benefits of increased protection from solar heat gain with LX FIBROUS GLASS INSERTS. Remember, this degree of insulation comes to you without the maintenance and upkeep demands of your conventional windows.

ARE THERE ANY SPECIAL INSTALLATION INSTRUCTIONS I NEED TO INSTALL GLASS BLOCK IN MY SHOWER?

Not really. Pittsburgh Corning Glass Block products are right at home in the demanding environment of a shower. They're virtually maintenance free, they afford privacy and they make your shower seem larger by letting in lots of light -all while adding decorating and design options you just can't get with other building materials. For even easier cleaning, you may want to use a non-mildew-forming silicone or acrylic sealer to coat the mortar joints.

HOW CAN I GET GLASS BLOCK INSTALLED AND IS IT EXPENSIVE?

Besides helping you select the glass block that's right for your application, your Pittsburgh Corning Glass Block products distributor may be able to arrange for installation as well. Although glass block is competitively priced



Website (Home Page)

with other building materials, the final cost will depend on construction costs in your area of the country, whether you need to hire a mason and on the number, sizes and patterns of the glass blocks you select. With products like our fully assembled LightWise® Windows, you can save even more on your installation costs.

CAN I USE GLASS BLOCK AS A LOAD-BEARING WALL?

Keep in mind that glass block is not a structural load-bearing material. The ultimate test is: If you could install a conventional window in place of the application you have in mind, then you can confidently move up to Pittsburgh Corning Glass Block products. Relevant specifications for a variety of typical glass block installations are at your fingertips in the *New Home and Remodeling DETAILS* brochure. View this document on our website: www.pittsburghcorning.com/includes/specs/gb248.pdf

TO SAVE MONEY, CAN I INSTALL GLASS BLOCK MYSELF?

Absolutely. And you have several options. The most common do-it-yourself installation methods are to use VeriTru® Spacers with mortar or the KWIK'N EZ® Rigid Track Silicone System. The new ProVantage™ System opens up more possibilities. For easy installation, the LightWise® Window comes fully assembled and installs just like a traditional window with its built-in nailing fin. In select areas, Pittsburgh Corning distributors offer prefabricated panels. A comprehensive video, *How to Install Pittsburgh Corning Glass Block Products*, covering Mortar Systems, KWIK'N EZ® and Prefabricated Panels is available for purchase from your Pittsburgh Corning distributor or select home centers. The video also is available for purchase by calling 1-800-624-2120. Installation instructions can also be found on our website: www.pittsburghcorning.com

WHERE CAN I GO FOR MORE TECHNICAL INFORMATION OR ASSISTANCE?

Start with your installation contractor or Pittsburgh Corning distributor. If you have technical questions they can't answer, just call the Pittsburgh Corning Glass Block Resource Center at 1-800-624-2120 for answers to frequently asked questions. Information is also available at our website: www.pittsburghcorning.com

YOU ARE INVITED

To add a touch of glass throughout your home and create new patterns in your life! Pittsburgh Corning Glass Block products can do just that...in so many rooms and in so many ways. Visit your local Pittsburgh Corning distributor or home center and take the first step to giving your home the Pittsburgh Corning touch of glass.



Steven House, AIA

TOP LEFT ADD DRAMA AND FUNCTION TO A MASTER BEDROOM SUITE WITH A CIRCULAR SHOWER USING 4 x 8-INCH DECORA® BLOCK. :: **TOP RIGHT** THIS HOT TUB ADDS A REFRESHING ALTERNATIVE TO A HEALTH CLUB AND THE DECORA® PATTERN GLASS BLOCK WALL ADDS SUNLIGHT AND WAVES OF PRIVACY. :: **BOTTOM RIGHT** MAKE YOUR DINING AREA EVEN MORE APPETIZING WITH A BRILLIANT, VUE® PATTERN GLASS BLOCK WALL ARRANGED IN A STAIR-STEP FASHION.

PITTSBURGH CORNING GLASS BLOCK WEBSITE

www.pittsburghcorning.com features application photos, product information, specifications, installation details, literature, and much more information on how to design with Pittsburgh Corning Glass Block products.

FIVE-YEAR LIMITED WARRANTY

Pittsburgh Corning Corporation, ("PC"), promises to replace any glass blocks that are found to be defective within five years from the date of purchase. We will not replace blocks damaged as a result of faulty installation. Upon discovery of any defect, you should send written notice to Pittsburgh Corning Corporation, 800 Presque Isle Drive, Pittsburgh, PA 15239 - Attention: Pittsburgh Corning Glass Block Customer Service Department or telephone 724/327-6100. A proof of purchase and a sample or photograph of the block(s) in question will be required. PC will review your claim and replace any block(s) found to be defective.

Your sole remedy is replacement of defective blocks, excluding labor and PC will not be liable for any incidental or consequential damages relating to your purchase or use of Pittsburgh Corning Glass Blocks. All implied warranties are also limited to a duration of five years from the date of your purchase of Pittsburgh Corning Glass Block products. Some states do not allow the exclusion of limitation of incidental or consequential damages or the limitation on how long an implied warranty lasts, so the above limitations may not apply to you. This warranty gives you specific legal rights and you may also have other rights which vary from state to state.

The information contained herein is accurate and reliable to the best of our knowledge. But, because Pittsburgh Corning Corporation has no control over the installation workmanship, accessory materials or conditions of application, NO EXPRESS OR IMPLIED WARRANTY OF ANY KIND, INCLUDING THOSE OF MERCHANTABILITY OR FITNESS FOR A PARTICULAR PURPOSE, IS MADE as to the performance of an installation containing Pittsburgh Corning products. In no event shall Pittsburgh Corning be liable for any damages arising because of product failure, whether incidental, special, consequential or punitive, regardless of the theory of liability upon which any such damages are claimed. Pittsburgh Corning Corporation provides written warranties for many of its products and such warranties take precedence over the statements contained herein.

Warranty is valid in Canada.



800 Presque Isle Drive, Pittsburgh, PA 15239-2799
Tel: 1-800-624-2120 (Glass Block Resource Center)

www.pittsburghcorning.com

© 2004 Pittsburgh Corning Corporation

All trademarks and registered trademarks in this publication are owned and protected by Pittsburgh Corning Corporation, Pittsburgh PA 15239
GB-254 75M Rev. 10/04

Click on a pattern name for detailed information about the particular product.

Premiere Series Glass Block



ARGUS® Pattern



ARGUS® Parallel Fluted Pattern



DECORA® Pattern



ESSEX® AA Pattern



IceScapes® Pattern



FOCUS™ Pattern



SPYRA® Pattern



SeaScapes® Pattern



VUE® Pattern

Premiere Series - Shapes and Finishing Units



ARQUE® Block
DECORA® Pattern



ENDBLOCK™ Finishing Unit
DECORA® Pattern



HEDRON® Corner Block
DECORA® Pattern



TRIDRON 45° Block®
DECORA® Pattern



ENCURVE® Block
DECORA® Pattern



ENCURVE® Block
IceScapes® Pattern



ARQUE® Block
IceScapes® Pattern



ENDBLOCK™ Finishing Unit
IceScapes® Pattern



HEDRON® Corner Block
IceScapes® Pattern



TRIDRON 45° Block®
IceScapes® Pattern